

# Recommended Lay Out For an Individual Cat Cage

AT LEAST TWO FEET DISTANCE BETWEEN CATS' FOOD/WATER, BEDDING AND LITTER†

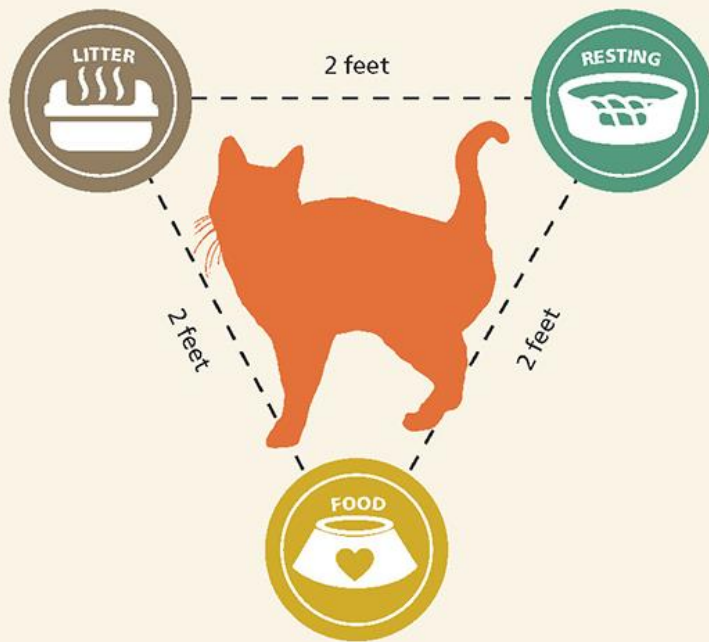
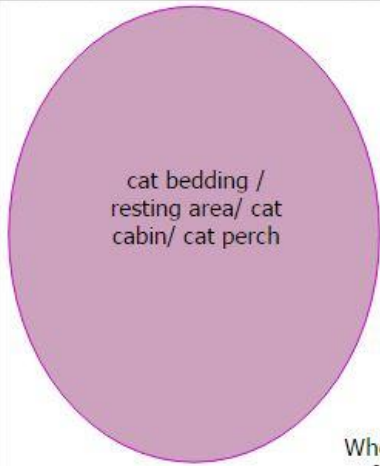


Photo on the left courtesy of HSUS



cat bedding /  
resting area/ cat  
cabin/ cat perch



litter box


Where does the cat  
fit with normal  
body postures?



food



water



[www.stencilease.com](http://www.stencilease.com)



[www.clipartbest.com](http://www.clipartbest.com)

## Recommended Lay Out For an Individual Cat Cage

Imagine what it's like for them...

Can you see how challenging it might be to meet our cats' needs - the ability to hide and the freedom to express normal behaviours such as stretching, rolling, climbing, and active play?

There are two major challenges to designing an acceptable layout for an individual cat cage. (1) There must be at least two feet between the litter box, bed and feeding areas (see first diagram above). What would it be like for you to have your bed next to your toilet? Or to have your kitchen table next to your toilet? (2) There must be adequate empty space in the cage for the cat to posture normally -eg.- stretching, standing, lying on their side fully extended.(see second diagram above) What would it be like for you to have to sleep on a crib-sized mattress every night?