

MAKE YOUR OWN TOY FOR

YOUR CAT

YOU NEED:

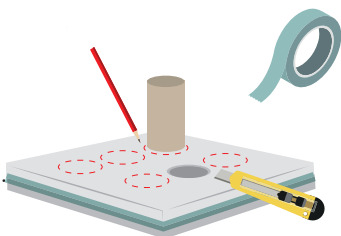
- 1 Cardboard box
- 6 Toilet paper rolls
- 1 Pair of scissors
- 1 Utility knife

pen, adhesive tape, decorations that would be safe for the pets in the house.

Whether they're a kitten or full-grown, **all cats love to play.** And **playing with your cat is good for her health**, because it encourages her to be active, flexible and keeps her alert. Playing also encourages your cat to express her **natural hunting instincts.**

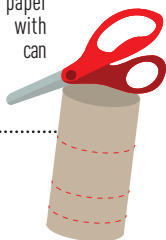
1

Reinforce the cardboard box with adhesive tape, trace circles using a toilet paper roll and carefully cut out the circles on the box



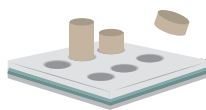
2

Cut the toilet paper rolls into rings with your scissors. They can be different heights



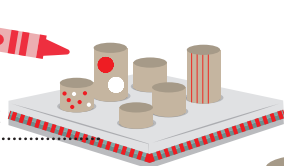
3

Fit the rings into the box



4

Decorate the rings and the box however you want



5

Pour the kibble into the rings

